



# JF990

DIESEL + ELECTRIC POWER UNIT



## MAN BASKET

- ✓ For MAX 2 people
- ✓ Up to 34 m
- ✓ EN280 certified



## HYDRAULIC JIB

- ✓ 6 hydraulic telescopic extensions
- ✓ 5,4 tons MAX capacity
- ✓ Over 34 m MAX height
- ✓ Hydraulic extra functions available



## MAIN BOOM

- ✓ 21 tons maximum capacity
- ✓ 22 m maximum height
- ✓ 8 hydraulic telescopic extensions
- ✓ High-resistance steel



## REMOTE CONTROL



- ✓ Proportional
- ✓ LCD Screen
- ✓ Spare battery

## ADDITIONAL ELECTRIC MOTOR



- ✓ On board
- ✓ 50 Hz or 60 Hz
- ✓ Simple switch from diesel
- ✓ 400 V - 480 V three-phase motor

## WINCH

- ✓ Up to 60 m length
- ✓ Up to 3 falls
- ✓ For main boom & Jib
- ✓ 3 tons single line

## SPECIAL FEATURES



- ✓ 3 + 2 tons removable counterweight
- ✓ 5 tons transport capacity (without counterweight)
- ✓ Pick & Carry
- ✓ 10 tons frontal or rear hydraulic towing winch

## 360° ROTATION



## OUTRIGGERS

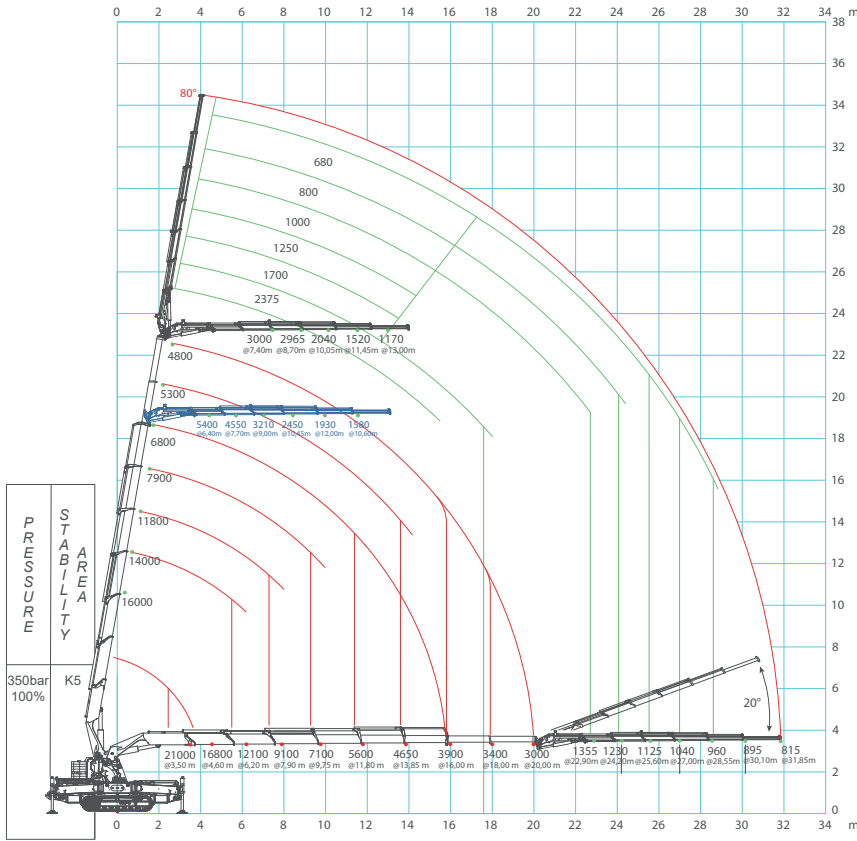
- ✓ 5 different stability level
- ✓ 4 different stability areas
- ✓ 0 - 45° full-range angle & Telescopic



## NON-MARKING TRACKS



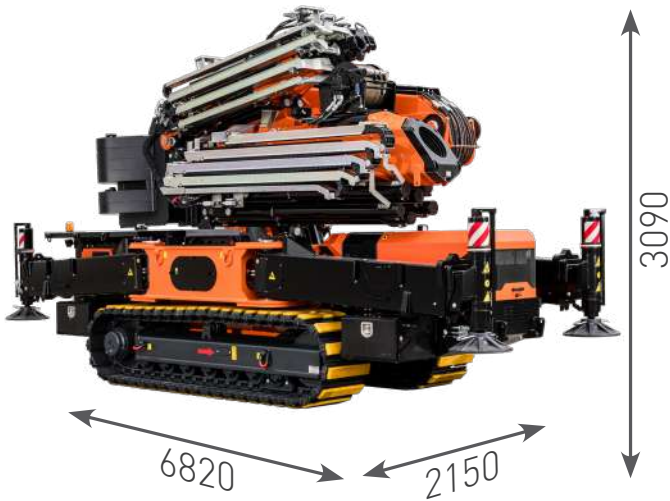
# LOAD CHART



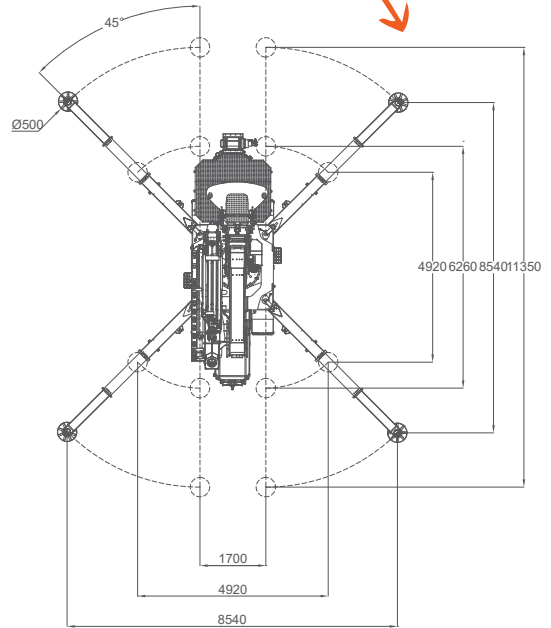
SCAN FOR MORE TECHNICAL DATA

|               | Kg          |
|---------------|-------------|
| JF990         | 20500       |
| Counterweight | 2000 + 3000 |
| Hydraulic Jib | 1750        |

## DIMENSIONS (mm)



## FOOTPRINT (mm)



## ACCESSORIES

**JVM800-R**  
800 kg glass manipulator

**JIB5400.6HA**  
5400 kg hydraulic Jib

**MAN-BASKET**  
For 2 people

