



JFS45

DIESEL + ELECTRIC POWER UNIT



REMOTE CONTROL



- ✓ Proportional
- ✓ LCD Screen
- ✓ Spare battery

HYDRAULIC JIB

- ✓ 6 hydraulic telescopic extensions
- ✓ 3000 kg MAX capacity
- ✓ 31 m MAX height
- ✓ Hydraulic extra functions available



MAN BASKET

- ✓ For MAX 2 people
- ✓ Up to 30 m
- ✓ EN280 certified



SPECIAL FEATURES



- ✓ 3,5 tons removable counterweight
- ✓ 3,5 tons transport capacity on lorry
- ✓ Pick & Carry
- ✓ 10 ton frontal or rear hydraulic towing winch

MAIN BOOM



- ✓ 15,5 tons MAX capacity
- ✓ 18,8 m MAX height
- ✓ 6 hydraulic telescopic extensions

WINCH



- ✓ Up to 60 m rope length
- ✓ Up to 3 falls
- ✓ For main boom & Jib
- ✓ 2 or 3 tons single line

ADDITIONAL ELECTRIC MOTOR



- ✓ On board
- ✓ 50 Hz or 60 Hz
- ✓ Simple switch from diesel
- ✓ 400-480 V three-phase electric motor

360° ROTATION



OUTRIGGERS

- ✓ 5 different stability levels
- ✓ 4 different stability areas
- ✓ 0 - 45° full-range angle & Telescopic



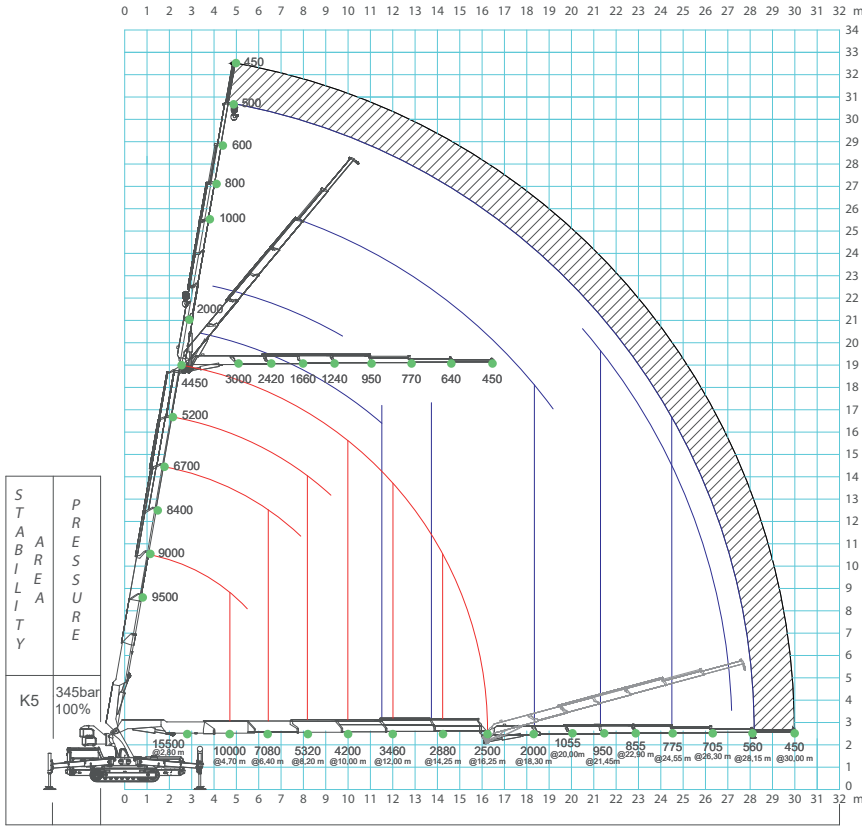
2 BIG TOOLBOXES

NON-MARKING WHITE PLASTIC PADS





LOAD CHART



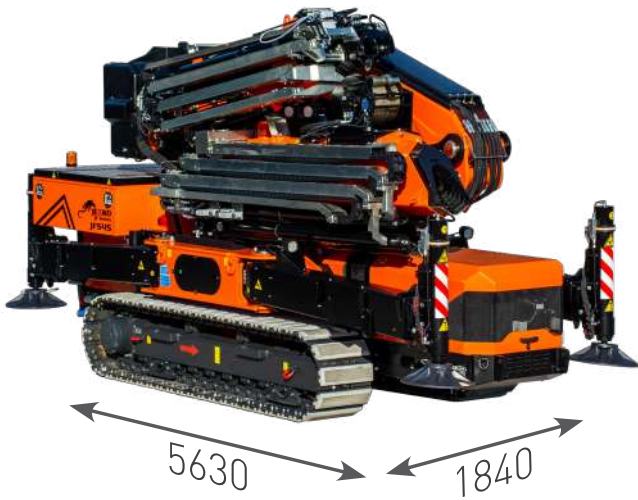
SCAN FOR MORE TECHNICAL DATA



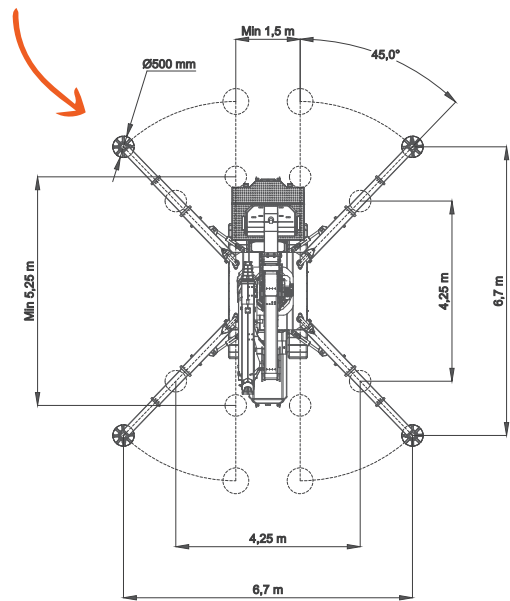
	Kg
JF545	13500
Counterweight	3500
Hydraulic Jib	1200



DIMENSIONS (mm)



FOOTPRINT



ACCESSORIES

JVM800-R
800 kg glass manipulator

JIB3000.6HA
3000 kg Hydraulic Jib

MAN-BASKET
For 2 people

